



BricoCimentos

Ref. 421

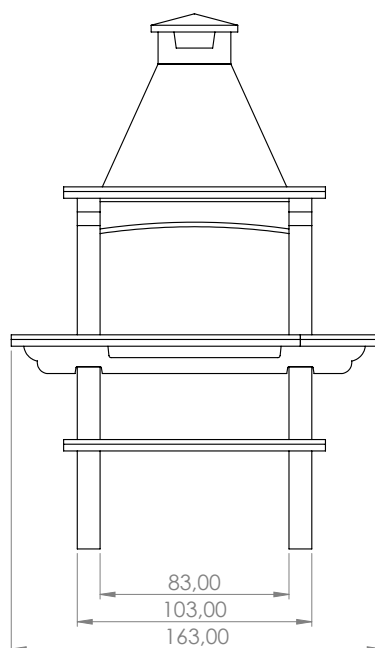

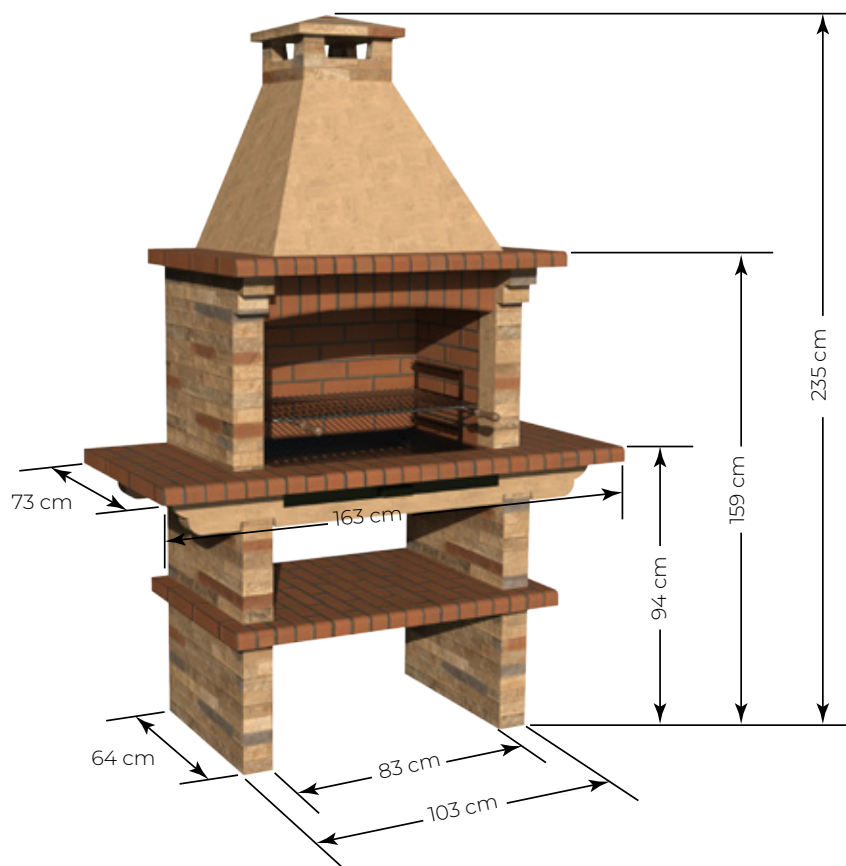




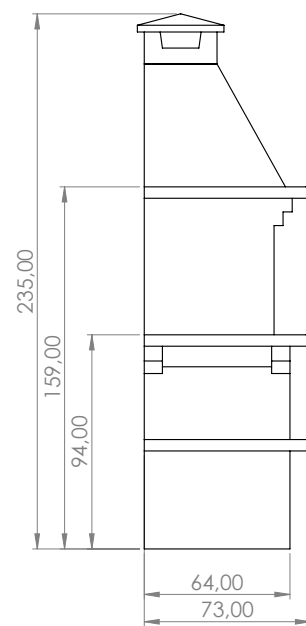
BricoCimentos

Ref 421

Transport	1 Plt
Weight	860 kg



Front view



Side view



BricoCimentos

Required tools



Silicone gun



Gloves



Spirit level

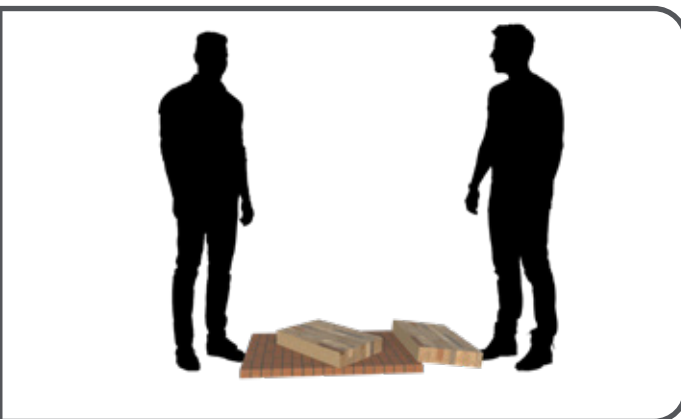


Soft brush

Warning



1 person

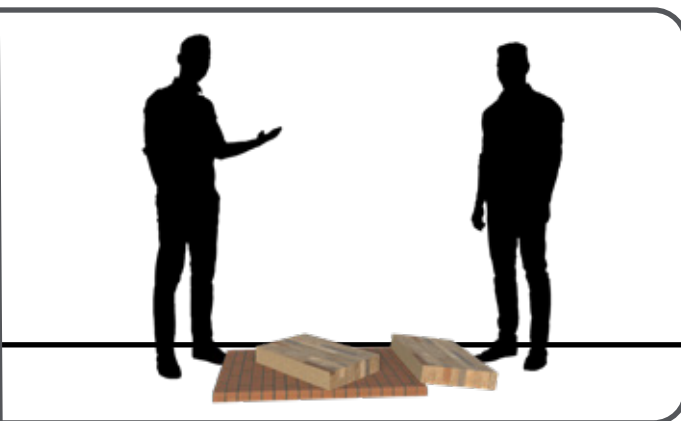


2 persons

Warning

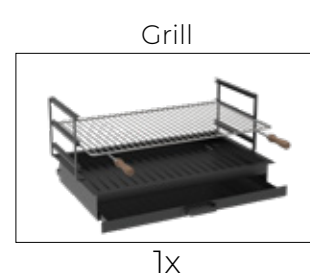
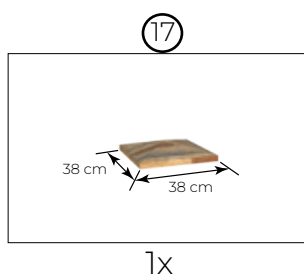
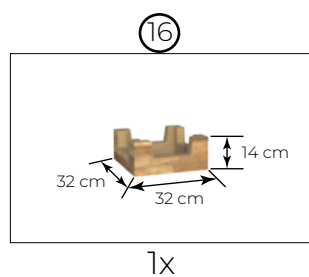
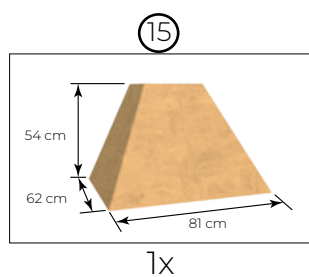
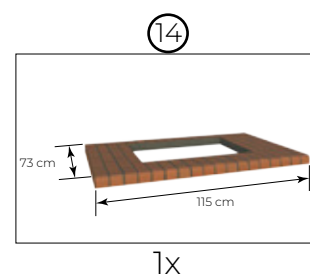
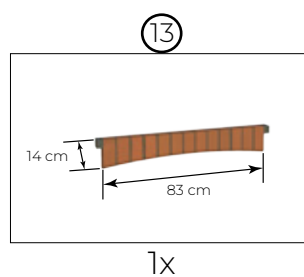
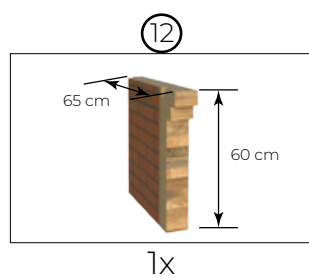
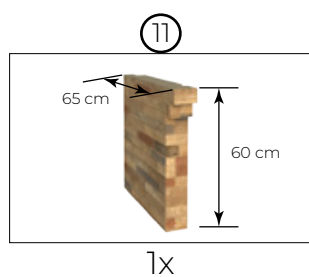
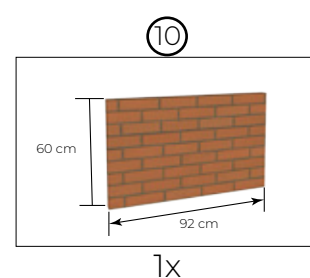
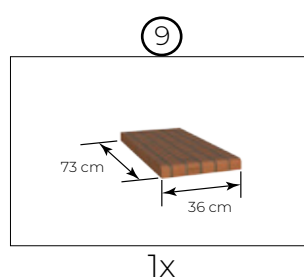
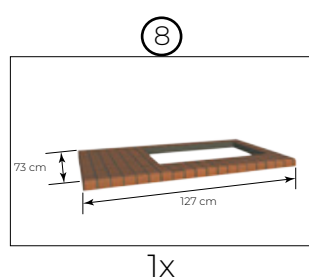
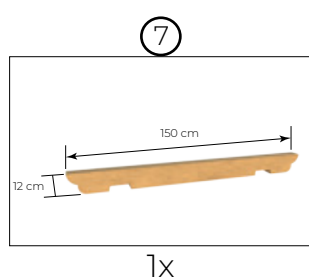
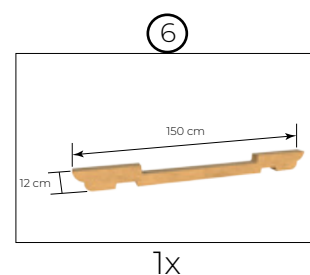
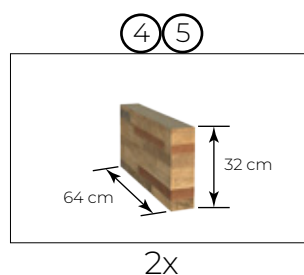
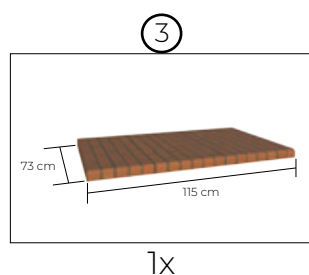
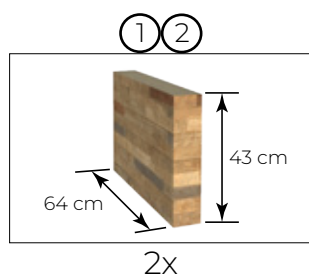


Inclined surface



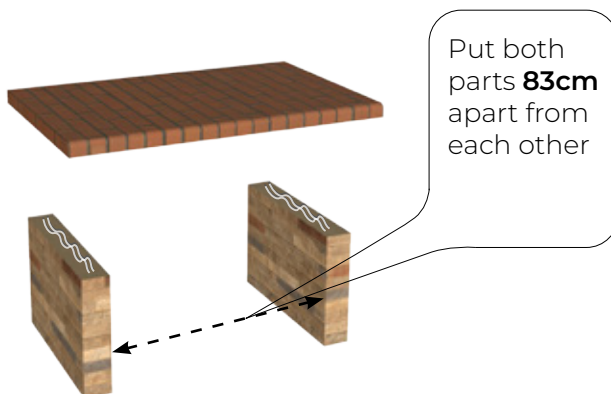
Flat surface

List of parts




Assembly

1



2



3






4



5



6






7



8




9





10



11



12





Barbecue Safety and Warnings

1. Position seating at a reasonable distance from the fire, and always keep children and pets at least 1 metre away.
2. Even though this is an outdoor barbecue – consider safety in the event of an emergency and consider if it is appropriate to have a bucket of water, fire blanket or extinguisher nearby. Simply making this consideration will help in the unlikely event of an emergency.
3. Before lighting a fire, check wind direction and any flammable materials nearby. Remove any materials or hazards that will likely impede on the enjoyment of your fire.
4. DO NOT lighter fluid or petrol to start the fire or other flammable liquid – it is HIGHLY DANGEROUS, instead use kindling or a starter log.
5. NEVER leave a fire unattended.
6. Fully extinguish fires when you are ready to leave the area. DO NOT USE WATER TO EXTINGUISH THIS FIRE IT WILL POTENTIALLY CRACK THE COMPONENTS. Remove embers into a metal ash bin or simply spread the embers in the grill and allow to die down.
7. Dispose properly of ashes, using a dedicated metal container. Avoid fires during times of heightened wildfire risk or extreme heat.
8. Do not use with windows open in your house if the barbecue is close to the house – there is a risk of toxic smoke entering the house as well as sparks or risk of fire.
9. Use correct tools like poker or long arm tongs if necessary to move burning coal. Fire resistant gloves or welders gauntlets are very useful too.
10. Never pile coal or wood too high, the higher the coal/wood is piled the larger and hotter the flame.
11. Do not wear loose or flammable clothing when lighting the fire – this can easily catch fire and cause harm.
12. Do not cook while the firelighters are still burning.